




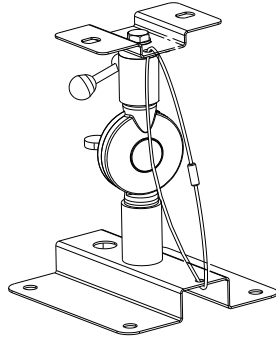


Instructions Manual


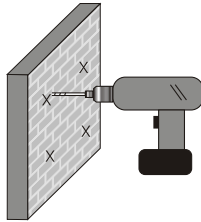

MI-SB03

MAX 15kg/33lbs

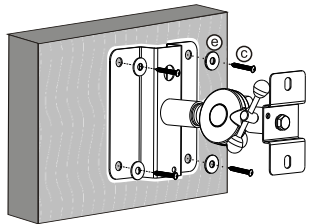
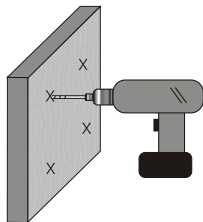

(a)	 M5x10	x4	(b)	 D5	x4
(c)	 ST5.5x30	x8	(d)	 concrete anchor	x8
(e)	 D6	x8			



1a CONCRETE



1b WOODEN BOARD



2

